

# ***KASPER***

## ***Kentucky All Schedule Prescription Electronic Reporting***

***David R. Hopkins  
Office of the Inspector General  
Cabinet for Health and Family Services***

***3<sup>rd</sup> National Conference, State Prescription Monitoring Programs  
April 12-13, 2006***

***Kentucky***  
***UNBRIDLED SPIRIT*** TM



# ***KASPER Basics***

***Kentucky***   
UNBRIDLED SPIRIT™

# Responsibility for KASPER

- KASPER is “housed” within the Cabinet for Health and Family Services:
  - Office of the Inspector General (OIG),
    - Division of Fraud, Waste & Abuse Identification and Prevention.
- The Division has responsibility for:
  - Drug Enforcement and Professional Practices (enforcement of KY Controlled Substances Act),
  - Medicaid programs enforcement, and
  - The KASPER program.

# Background of KASPER

- 1997 - Attorney General's task force recommends development of PMP.
- 1998 - KASPER legislation passes and signed into law. (Estimated 2,000 reports per year).
- 1999 - KASPER launched in July. 3,105 reports processed by year-end.
- 2000 to 2002 - Volume increases to 95,000 reports. OIG recognizes need for user self-service.
- 2003 - Legislature allocates \$1.4 million to develop enhanced KASPER (eKASPER).
- 2004 - Drug Enforcement and Professional Practices Branch moved to OIG.

# Background of KASPER Cont.

- 2004 - OIG assumes responsibility for continued development of eKASPER, and for the Hal Rogers Grants.
- 2004 – Legislature expands KASPER statutes, mandating:
  - enhanced usage of system by Medicaid,
  - continuing education for prescribers, dispensers, law enforcement, and attorneys,
  - sharing data with other states,
  - use of data for trend analysis.
- 2005 - eKASPER launched in March. Volume increases to 186,000 reports.
- 2005 – Legislature allocates \$5 million for eKASPER Phase II Capital Project to enhance the system.
- 2005 – Hal Rogers Grant Focus Groups chartered to provide recommendations for improving KASPER.

# KASPER Operation

- KASPER tracks most Schedule II – V substances dispensed in KY.
- KASPER data is 30-45 days old.
  - Dispensers have 16 days to report.
  - Atlantic Associates processes & provides data every 2 weeks.
- Reports.
  - Available via fax in 2-8 hours.
  - Available via Web within 15 minutes (90% of requests).
  - Available 24/7 from any PC with Web access.

# KASPER Reports

- KASPER reports available to authorized users (KRS 218A.202):
  - Prescribers and dispensers,
  - Law enforcement officials for bona fide drug investigation,
  - Medicaid for recipient review,
  - Licensure boards for investigation of a licensee,
  - Subpoena by a grand jury, and
  - Court of competent jurisdiction by court order.

# KASPER Funding

- eKASPER Phase II Capital Project:
  - System maintenance,
  - System enhancements.
- Hal Rogers Grants:
  - Resources,
  - Strategic planning/focus groups,
  - Identification of user requirements/priorities,
  - Marketing,
  - User training,
  - User satisfaction,
  - Data analysis, and
  - Business process improvement.

# *Hal Rogers Grants Enhancements*

*Kentucky*  
UNBRIDLED SPIRIT™

The logo features a stylized horse head in profile, facing right. The horse is white with a red mane and tail. The word "Kentucky" is written in a white, cursive font, and "UNBRIDLED SPIRIT" is written in a white, sans-serif font below it. A small "TM" trademark symbol is located to the right of the horse's head.

# Resources

- Funded by Hal Rogers Grant:
  - One full time project administrator,
  - One part time project epidemiologist (1/3 time).
- Additional resources from Office of Information Technology available under eKASPER Phase II project.
- Additional resources from Office of the Inspector General available as part of normal job responsibilities.

# Strategic Planning

- Focus groups formed to help establish strategic direction.
  - Representatives from law enforcement, licensure boards, trade associations, health care community, Cabinet for Health and Family Services.
  - Subgroups provided recommendations/direction on:
    - Investigations,
    - Trend Reporting,
    - Technical Specifications,
    - Intervention, and
    - Education
  - Findings and recommendations published July 2005.
- Focus and other user groups utilized to obtain stakeholder input on system enhancements and priorities.

# KASPER Marketing

- KASPER Brochures.
  - Health care providers
  - Law enforcement
  - Attorneys
  - Public
- KASPER Articles (e.g., Kentucky Medical News - Governor Fletcher, The Kentucky Nurse, Kentucky Board of Pharmacy Newsletter).
- Meetings and trade shows (e.g., KMA, KPhA, KNA, KBA, Nurse Practitioners, State Fair, Rotary Club).
- Video testimonials.
- KASPER Web site.

# User Training

- Direct training.
  - Kentucky State Police Academy and field meetings.
  - Other law enforcement agencies (including judges, coroners and probation and parole officers).
  - UK and UL Medical schools, UK School of Pharmacy.
  - Hospital and clinic staff meetings.
- Web-based training planned:
  - UK and UL Continuing Medical Education Web sites.
  - KY Department of Criminal Justice Training Continuing Education Web site.
- Developed “intervention” module for health care professional training.

# User Satisfaction Measurement

- Completed 2004 Satisfaction Survey (fax-based version of KASPER).
  - Established user satisfaction baseline:
    - 80.9% “Very Satisfied” or “Somewhat Satisfied” with system,
    - 83.4% view KASPER as “Very Effective” or “Somewhat Effective” tool for reviewing patient’s scheduled prescription drug history,
    - 86.2% “Strongly Agree” or “Somewhat Agree” that KASPER is excellent tool to identify potential doctor shoppers.
- 2006 Satisfaction Survey scheduled.
  - Survey booklet design completed.
  - Survey scheduled to begin in May.

# Data Analysis

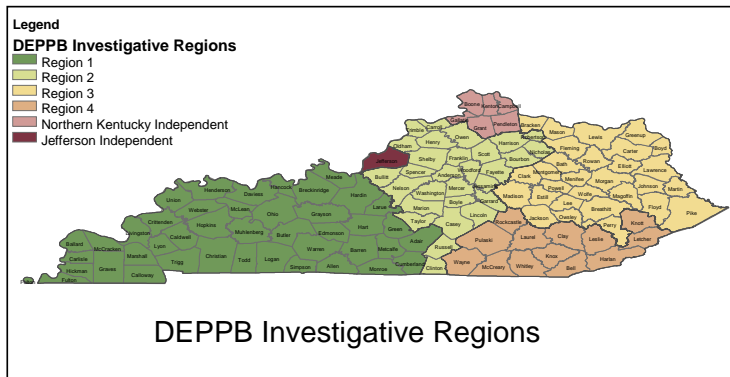
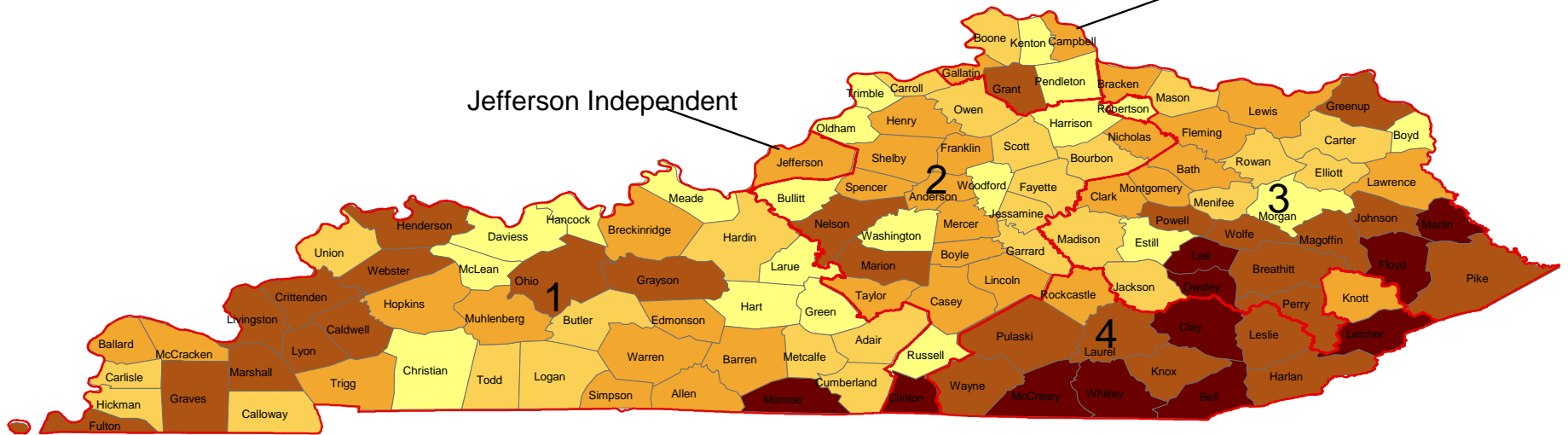
- Kentucky Injury Prevention and Research Center (KIPRC)
  - Study completed in 2005 covered 2000 – 2002 data. Objectives were:
    - To summarize demographic and geographic trends in prescriptions reported to KASPER,
    - To summarize demographic and geographic trends in leading causes of death and hospitalization due to injuries, and
    - Identify geographic associations between the volume of controlled substance prescriptions filled and the incidence of injury.
  - 2006 literature review to analyze studies, publications, etc to determine:
    - Standard definitions of prescription drug abuse and diversion, and
    - Standard thresholds/measurements of prescription drug abuse and diversion.

# Trend Analysis


Crude Trends Report 2003-2005 Average  
All Controlled Substances Rx Per Person  
By County and DEPPB Investigative Region

Northern Kentucky Independent

Jefferson Independent



## Controlled Substances Rx Per Capita

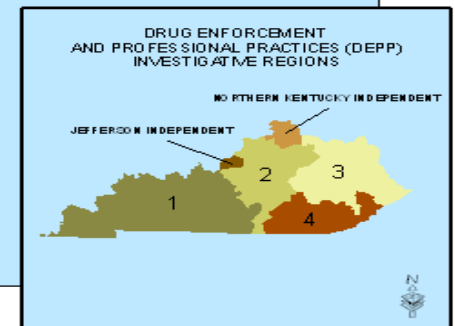
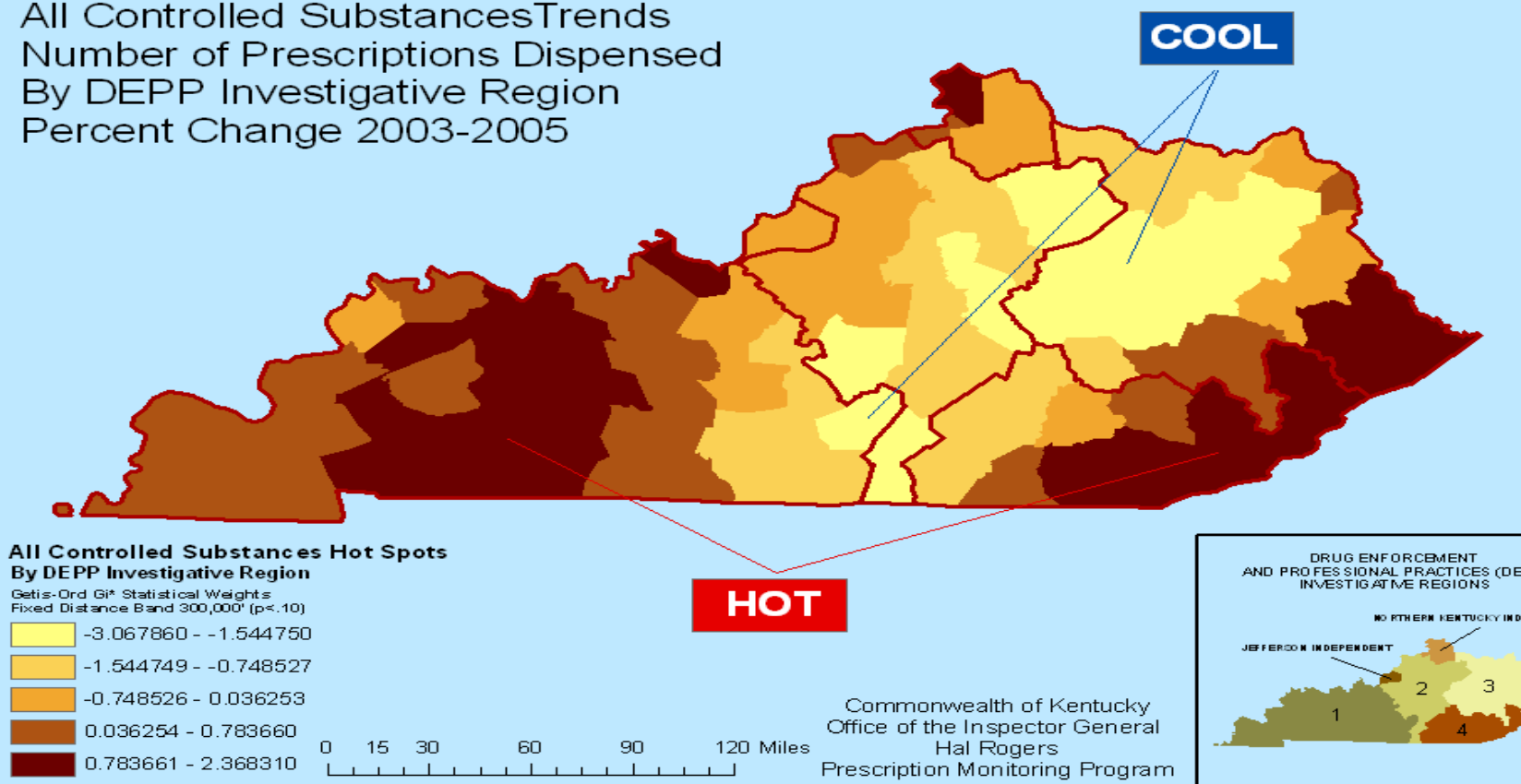


0 45 90 180 Miles

# Trend Analysis

## Trends Reporting Using ArcGIS Spatial Autocorrelation and Hot Spot Analysis Spatial Statistics Tools

All Controlled Substances Trends  
Number of Prescriptions Dispensed  
By DEPP Investigative Region  
Percent Change 2003-2005

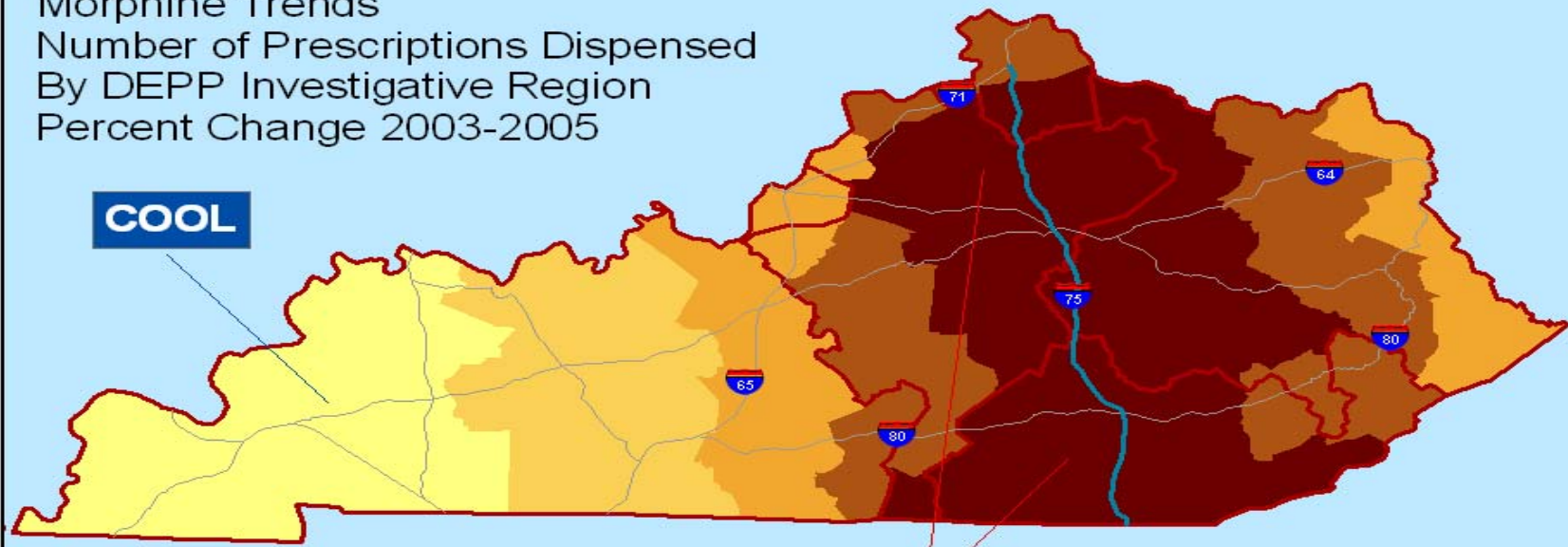


Map project created by Neal L. Rosenblatt, CHFS OIT HSAD, March 16, 2006

# Trend Analysis

## Trends Reporting Using ArcGIS Spatial Autocorrelation and Hot Spot Analysis Spatial Statistics Tools


Morphine Trends  
Number of Prescriptions Dispensed  
By DEPP Investigative Region  
Percent Change 2003-2005



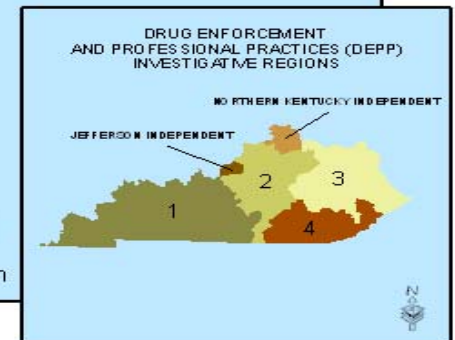
**COOL**

**HOT**

### Morphine Hot Spots By DEPP Investigative Region



Commonwealth of Kentucky  
Office of the Inspector General  
Hal Rogers  
Prescription Monitoring Program



Map project created by Neal L. Rosenblatt, CHFS OIT HSAD, March 16, 2006

# Plans

- Sharing PMP data with other states.
  - Authorized users can obtain KASPER reports.
  - Support IJIS PMP pilot project.
  - Participate in Midwest region pilot if established.
- Considering requests from other states to share eKASPER software.
- Improve data collection capability.
  - Issue RFP for vendor to collect and transmit data from data switch once per day.
  - Improve quality of data and provide for most data to be updated within 24 hours.

# Plans (Continued)

- Develop interface between Medicaid and KASPER.
  - Provide capability for Medicaid enforcement to identify and investigate potential abusers based on combined data from Medicaid Pharmacy Benefit Manager and KASPER.
- Develop Web self-service features.
  - Implement online tutorials.
  - Develop Web-based user satisfaction survey and user feedback capabilities.

# Plans (Continued)

- Streamline Drug Enforcement and Professional Practices Branch business processes.
  - Business process improvement project underway.
- Enhance user credential verification processes.
  - System interfaces with licensure boards to verify licensee credentials.
  - Automated processes to review/verify law enforcement credentials.

# Plans (Continued)

- Support prevention programs.
  - *Using Medications Safely: Prevention with the Rx Generation.*
    - Interactive video training.
    - Aimed at grades 6 – 12.
- Investigate e-Health implications for KASPER.
  - e-Prescribing systems.
  - Infrastructure considerations.

Visit the KASPER Web Site:

[www.chfs.ky.gov/kasper](http://www.chfs.ky.gov/kasper)

